







DROPPED OBJECT PREVENTION

SAFE POSITION & GEAR – TO KEEP YOU CLEAR

In order to keep you and your colleagues safe it is of outmost importance that any dropped object and line of fire hazards are identified, controlled and avoided. If we are exposed to stored energy, standing in “the line of fire”, such as being exposed to an object falling from a height or a wire that parts during tension and snaps back – it can lead to fatal consequences.

Safety procedures and barriers are there for a reason – your input, awareness and compliance are key to you and your colleague’s safety.

-  Secure tools and equipment
-  Focus on sea fastening
-  Check for potential dropped objects in your work area
-  Conduct potential dropped object sweep prior lifts
-  Use and respect barriers and remove barriers when work is completed
-  Keep yourself and other out of line of fire

